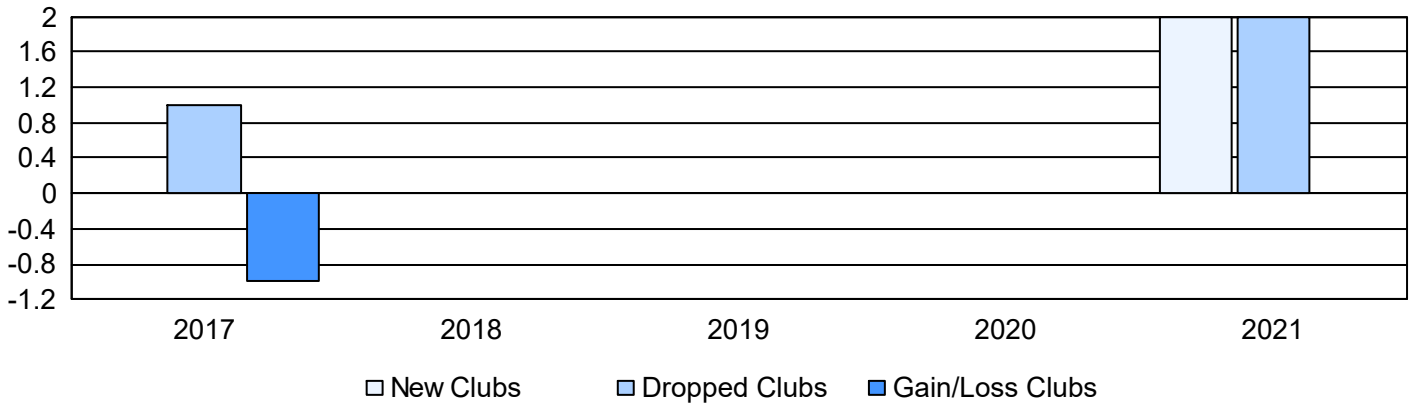
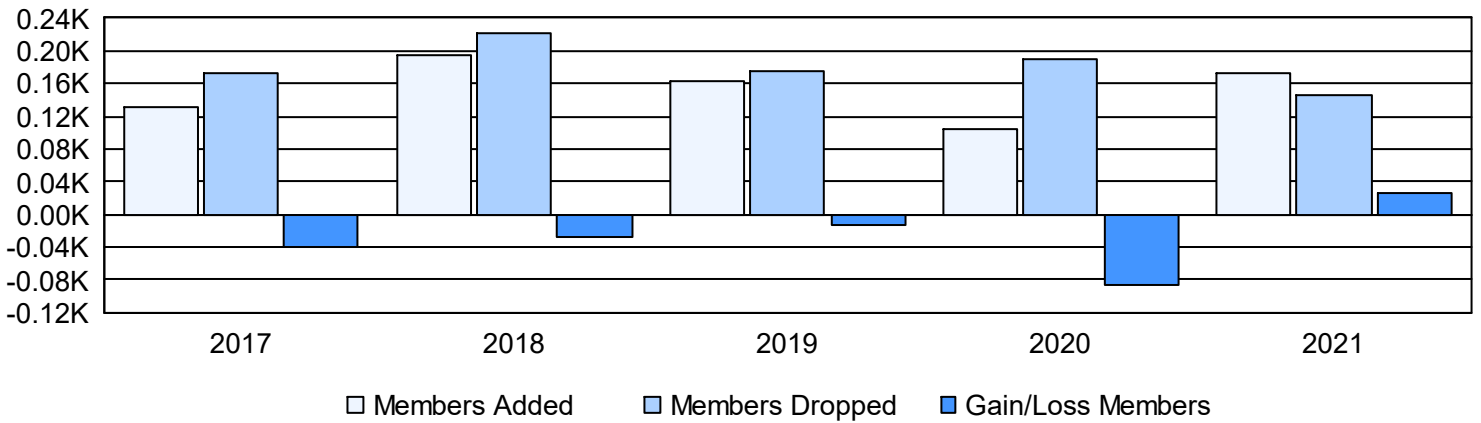


Year	New Clubs	Dropped Clubs	Gain/ Loss Clubs	New Members	Charter Members	Reinstate Members	Transfer Members	Total Member Added	Total Members Dropped	Gain/ Loss Members
2016-2017	0	1	-1	105	1	9	16	131	172	-41
2017-2018	0	0	0	168	4	9	13	194	222	-28
2018-2019	0	0	0	138	0	17	7	162	175	-13
2019-2020	0	0	0	89	2	8	6	105	190	-85
2020-2021	2	2	0	86	68	7	12	173	147	26
Average	0	1	0	117	15	10	11	153	181	-28

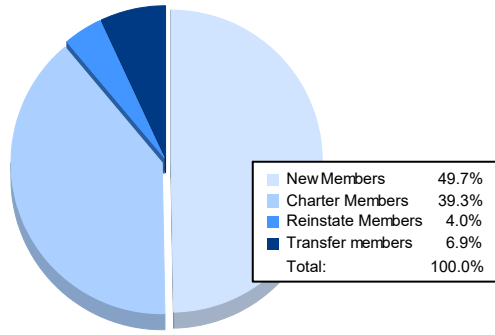
Clubs



Members



Membership Composition June 2021 Cumulative



Gender Composition June 2021 Cumulative

